

Modeling Wireless Sensor Network Nodes Using SystemC-AMS

{Michel Vasilevski, Hassan Aboushady,
Francois Pecheux, Laurent de Lamarre}@lip6.fr

Laboratory LIP6
4, place Jussieu
75252 PARIS Cedex 05

December 2007

Introduction

SystemC-AMS introduction

- Synchronous DataFlow
- Conservative model

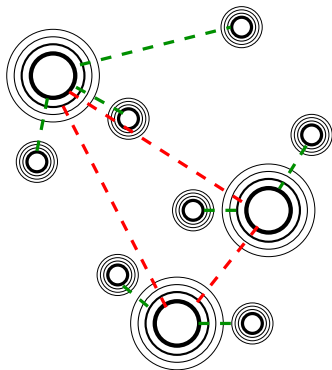
Wireless sensor network node : Architecture and implementation

- Analog-to-Digital Converter
 - Architecture
 - Implementation
- Microcontroller
- QPSK RF Transceiver
 - Transmitter architecture
 - Receiver architecture
 - RF Validation

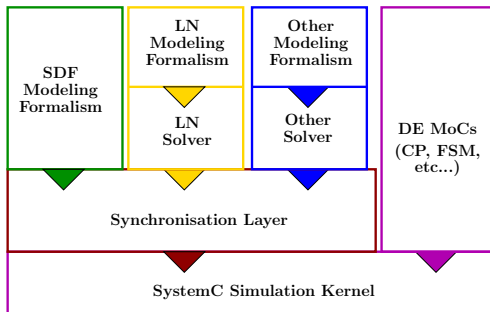
Conclusion

Introduction

- ▶ Wireless sensor network for environmental and physical monitoring:
 - ▶ Temperature, vibration, pressure, motion, pollutants
- ▶ Analog-digital mixed systems description needed



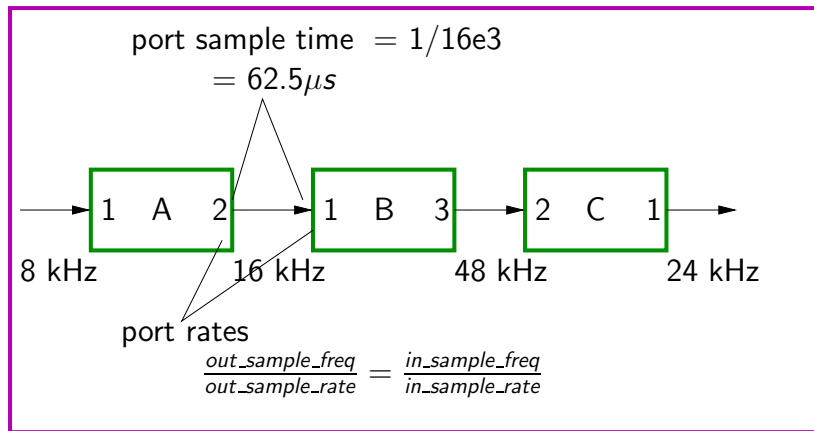
SystemC-AMS introduction



Models of computation (MoC)

- ▶ Model : Synchronous Data Flow (SDF)
- ▶ Model : Conservative linear network

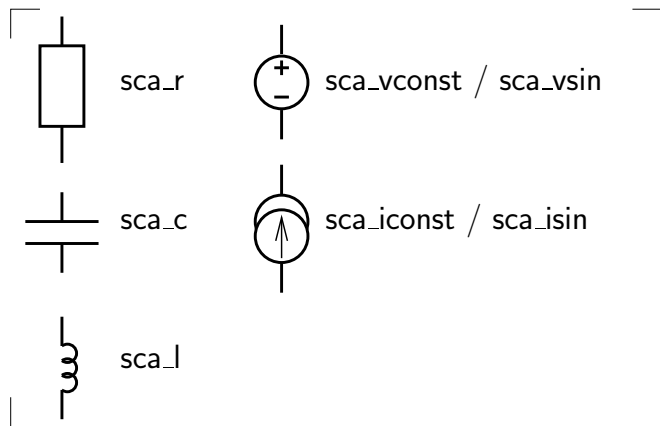
Synchronous DataFlow : multi-rate synchronisation



Synchronous DataFlow : language elements

```
SCA_SDF_MODULE (interpolator){
    sca_sdf_in <double> in;           // input port
    sca_sdf_out <double> out;        // output port
    ...
    SCA_CTOR(interpolator){...}
    void init(){
        in.set_T(62.5,SC_US); // simulation sample time setting
                               // freq = 16 kHz
        in.set_rate(1);       // 1 sample consumed
        out.set_rate(3);      // 3 samples produced
    ...}
    void sig_proc(){
        double input = in.read();
        for (int i=0;i<3;i++) out.write(input,i);
    }
};
```

Conservative model

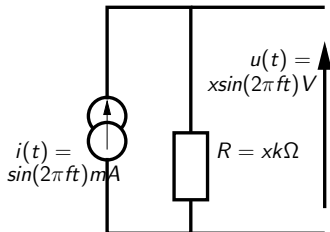


Conservative model : language elements

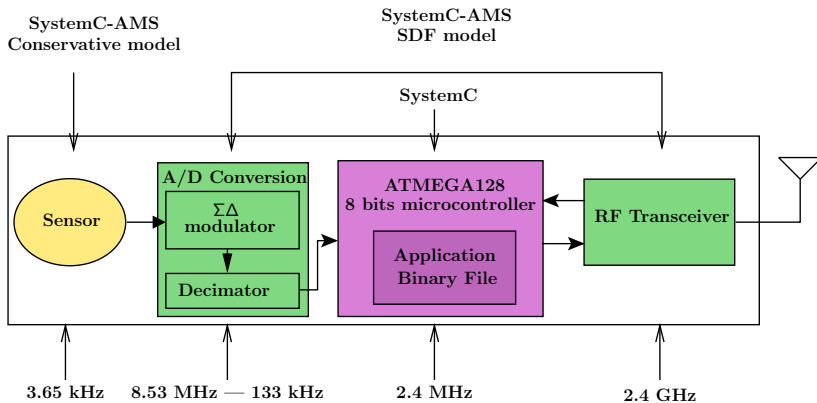
```

1 SC_MODULE (wave)
2 {
3     sca_elec_port w1;
4     sca_elec_ref  gnd;
5
6     sca_isin  *i_sin_1;
7     sca_r     *i_r_1;
8
9     void init(double a, double f){
10         i_r_1->value = a*1000;
11         i_sin_1->freq = f;
12     }
13     SC_CTOR (wave) {
14         i_sin_1=new sca_isin("i_sin_1");
15         i_sin_1->p(w1);
16         i_sin_1->n(gnd);
17         i_sin_1->ampl=0.001;
18
19         i_r_1=new sca_r("r1");
20         i_r_1->p(w1);
21         i_r_1->n(gnd);
22     }
23 };

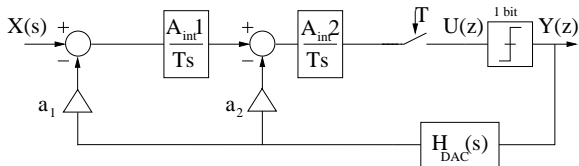
```



Wireless sensor network node : Architecture and implementation

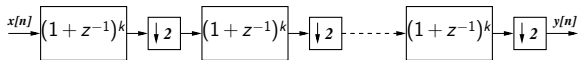


Analog-to-Digital Converter



Modulator $\Sigma\Delta$:

- ▶ resolution 10 bits
- ▶ 2nd order
- ▶ OSR=64
- ▶ Return-to-Zero feedback



Decimator:

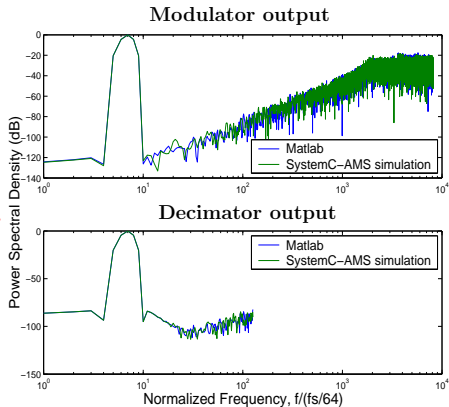
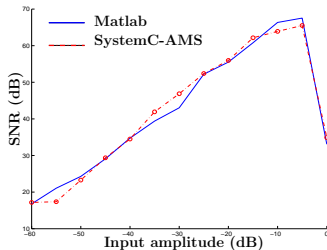
- ▶ FIR2 filter
- ▶ 3rd order (k=3)

Implementation : SDF model of the $\Sigma\Delta$ integrator

```
1 SCA_SDF_MODULE (integrator_sd)
2 {
3     sca_sdf_in < double >in;
4     sca_sdf_out < double >out;
5
6     double fs, ai;
7     sca_vector < double >NUM, DEN, S;
8     sca_ltf_nd ltf1;
9
10    void init (double a, double f) {
11        DEN (0) = 0.0;
12        DEN (1) = 1.0;
13        NUM (0) = 1.0/3.0;
14        ai=a;
15        fs=f;
16    }
17    void sig_proc () {
18        out.write (ltf1(NUM,
19                    DEN,
20                    S,
21                    fs * ai * in.read ()
22                    )
23                );
24    }
25    SCA_CTOR (integrator_sd) {}
26 };
```

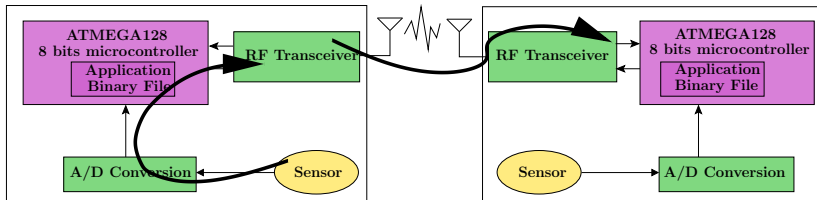
Validation : $\Sigma\Delta$ simulation

- SNR variation repecting to input amplitude
- Power spectrum of output signals



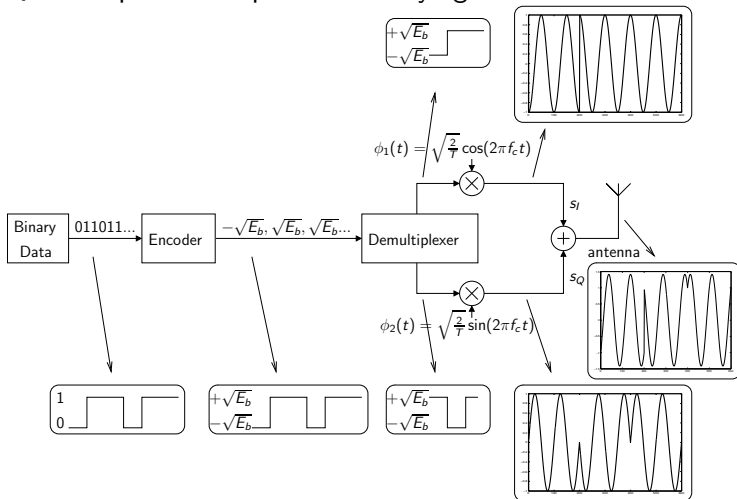
Microcontroller

- ▶ ATMEGA128 2.4 MHz
- ▶ CABA : Cycle Accurate, Bit Accurate

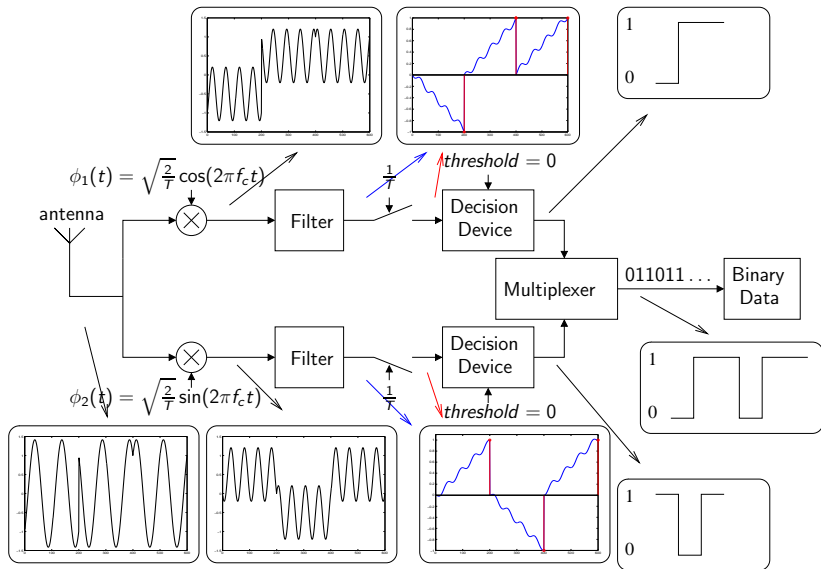


QPSK RF Transmitter

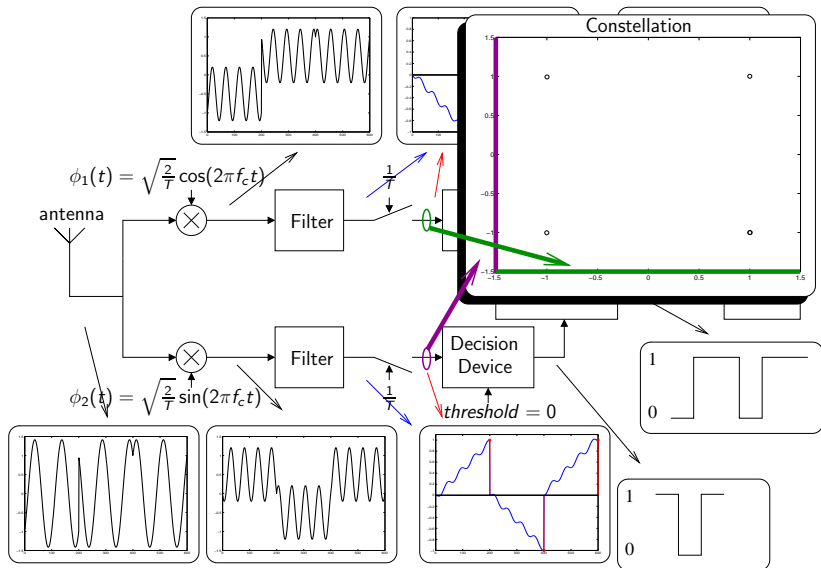
QPSK : quadrature phase shift keying



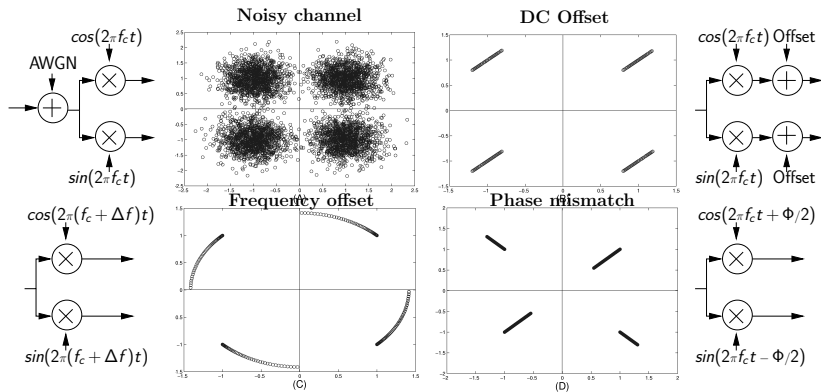
QPSK RF Receiver



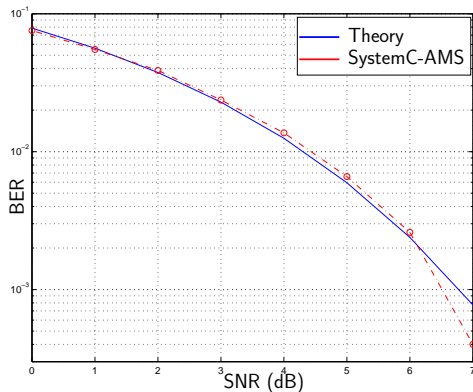
QPSK RF Receiver



RF Validation : Simulation including effects of defaults



RF Validation : BER variation respecting to SNR

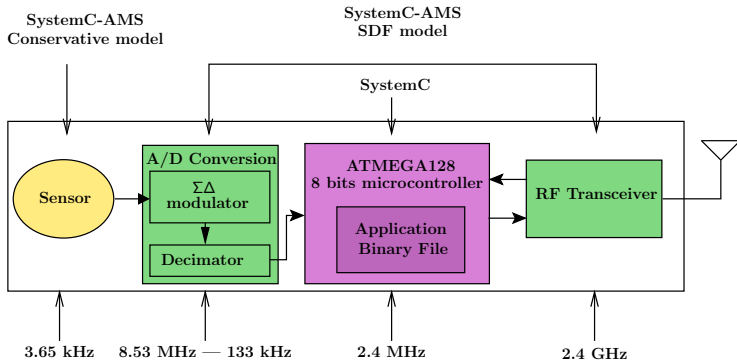


$$BER = \frac{nb_bits_incorrect}{nb_bits_sent}$$

Simulation results

	Settings	Simulation	Matlab	SystemC-AMS
ADC alone	OSR=64 8 bits output	1 ms 16*1024 pts	1.605s	0.934s
RF alone	2.4 GHz	416.67 μ s 10 ³ bits 10 ⁷ pts RF	2m30.746s	54.360s
2-mote WSN	Same settings	416.67 μ s	–	3m1.654s

Conclusion



Ongoing research :

- ▶ Refinements : IIP3, CP1, Noise Figure, I/O Impedances
- ▶ Baseband equivalent modeling